

Flexible Smoke Barriers

Automatic smoke barriers

- Supercoil
- Moducoil
- Stripecoil
- Smokeshield-S

Fixed smoke barriers

- Supercoil fix
- Moducoil fix



@ www.stoebich.de
info@stoebich.de

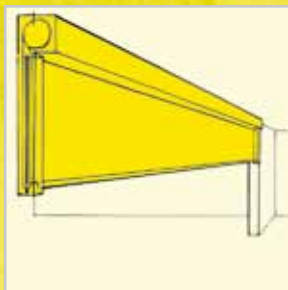
STÖBICH
FIRE PROTECTION

Innovation for your Protection!

Overview

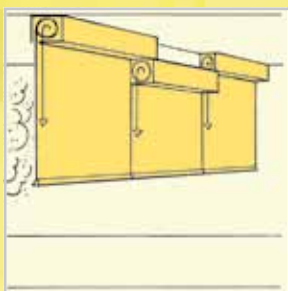
Certificate for the usability

Supercoil



Classical, first class, automatic smoke barrier

Moducoil



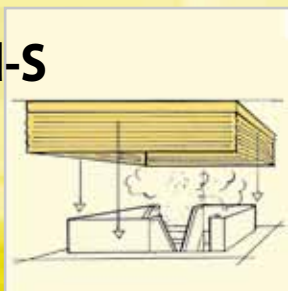
Modular automatic smoke barrier

Stripecoil



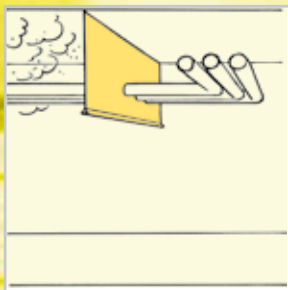
Automatic smoke barrier with the feasibility to pass through

Smokeshield-S



Automatic smoke barrier to create rooms

Supercoil/ Moducoil fix



Static smoke barrier

CE-label:

A certificate for the usability according to EN 12101-1 is required.

Classical, first class, automatic smoke barrier:

Approval according to the Building Supervision for the characteristics of the complete smoke barrier in case of fire: Provided that basic demands from the valid product standards are missing, additional certificates become necessary. Smoke barriers always need an official approval document.

According to the test standard EN 12101-1 the following tests are necessary: Fire test, cycle test and a tests for the tightness of the fabric.

Classification according to EN 12101-1: Temperature/time-classifications

Class	Temp.(°C)	time (minutes)	Class	Temp.(°C)	time (minutes)
D 30	600	30	DH 30	ETK	30
D 60	600	60	DH 60	ETK	60
D 90	600	90	DH 90	ETK	90
D 120	600	120	DH 120	ETK	120
DA	600	>120 achieved time	DHA	ETK	> 120 achieved time

Application with higher temperature

STTC = Standard-Time-Temperature-Curve according to EN 12101-11

Different drive units for a secure closing:

Typ	Gravity Fail System	Motorized closing (with batteries and fire resistant cables)	Alarm position > 2,5 m from floor. V = 0,06-0,15 m/sec.	Alarm position > 2,5 m from floor V = 0,06-0,3m/sec.
ASB 1				
ASB 2				
ASB 3				
ASB 4				

Required quality surveillance to achieve the "CE"-label according to the product standard EN 12101-1:

Internal surveillance of the production according to the standard.
External surveillance by the MPA-BS (certificate ÜZ-3/358/97)
9001:2000 by the Vds (certificate S 896002)

Additional performance features due to 30 years of experience by Stöbich:

Innovation leader:

- many patents, e.g. Gravigen drive unit
- many awards, e.g. Award of Architectural Product Innovation
- large variety for control units

Long time experience:

- more than 1500 projects have been successfully completed

Premium quality:

- STTC 9001 - certification since 1996
- Highest expertise for the fabrics
- In-house development, in-house production of the fabrics, in-house coating and handling of the fabrics

Challenges & protection targets



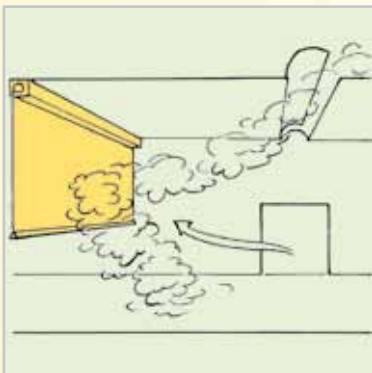
- 90% of all victims die from smoke
- 70% of physical damages are caused by smoke
- The source of the fire as well as further sources of danger can not be detected by the fire brigade



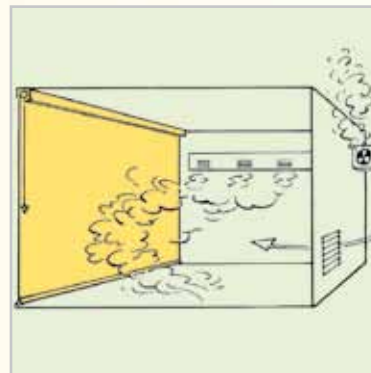
Safe escape routes due to adapted smoke protection classifications according to leakages, temperature loads and time classifications.



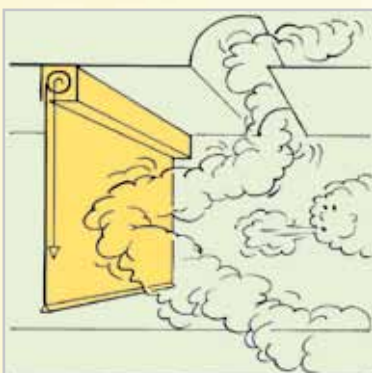
Extinction of the fire by the fire brigade becomes easier as they can detect the origin of the fire. This is possible due to the smoke compartments avoid a **spread of smoke** to the complete room.



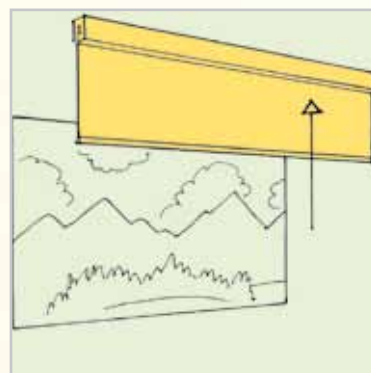
Smoke barriers can increase the effectiveness of SHEV systems, i.e. the higher the smoke layer, the smaller the openings for exhaust air as well as for the fresh air intake openings



Smoke barriers serve to **separate rooms for the mechanical smoke exhaust**. Therefore the rating and the linked investment for exhaust fans can be reduced.



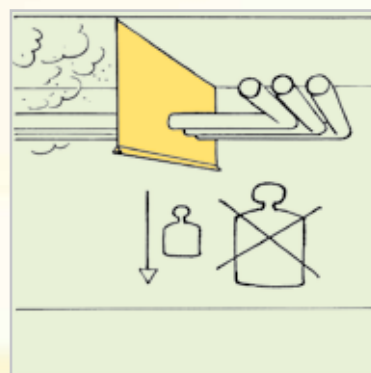
A **controlled flow** of the smoke can be achieved by smoke barriers even with cross streams which may have a negative influence on the entrainment of the smoke - especially in high rooms.



Invisible smoke barriers not only comply with the highest architectural demands, but also do **not restrict limit the view**.



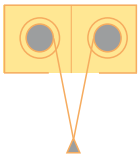
The Stripecoil system offers the following solutions to buildings with an unfavourable structure when the **escape routes** have to be combined with smoke barriers. Even a large number of persons (depending on the width of the system up to approx. 200 persons) can pass through the system.



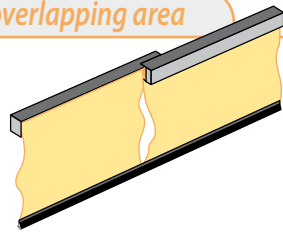
Fixed smoke barriers have the advantage of being **extremely light weight** - approx 1 kg/m² and offer an easy sealing of continuing pipes, ducts or cable trays.

Definition of the smoke exhaust concept and the linked requirements to the smoke barrier can be done according to the DIN 18232-2 and -5, calculation or a small scale test

Remaining opening within the overlapping area

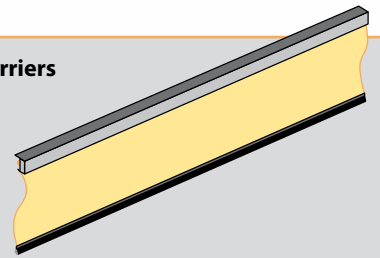


Do you have to avoid any openings remaining?



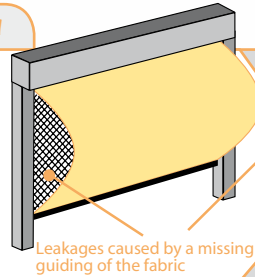
Supercoil offers smoke barriers with a width of 50 metres in one piece - therefore

0% leakage within the overlapping area .



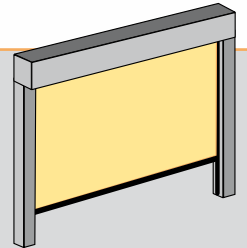
Remaining opening within the boundary area

Do you have to avoid openings remaining caused by pressure load in boundary areas?



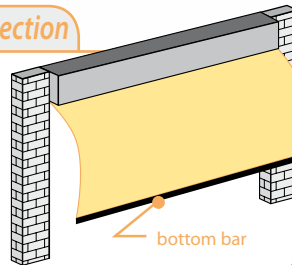
Special side guides with rods guarantee for a positive fitting in the boundary area for the complete height - therefore

0% leakage in the boundary area even in the case of a pressure load.

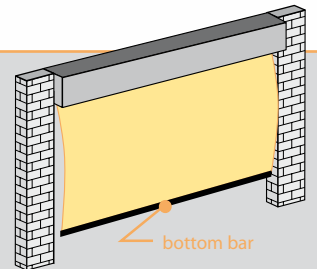


Remaining opening caused by deflection

Is the deflection and the involved leakage a problem? (a weight of the bottom bar of approximately 2 kg/m is common).

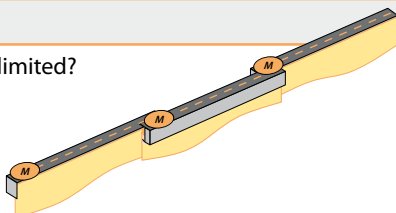
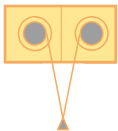


Stöbich Supercoil system offers a remarkably lower deflection due to the high weight of the bottom bars (between 4,6 and 13,5 kg).



Demand for space

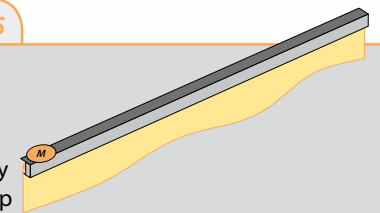
Is the available space limited?



Provided you do not want to have a drive unit for each element ...

+ number of drive units

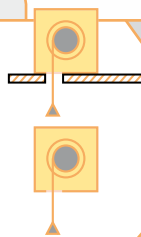
... chose the **Stöbich Supercoil system** with corresponding control unit and large drive capacity - independent from the drop length and up to 30 metres in width.



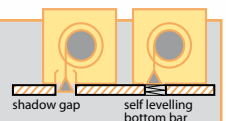
Closing of a ceiling and closing direction

Do you require a clean sealing of a ceiling even for large dimensions?

Do you have a fire protection concept which can not be achieved by using vertical smoke barriers?

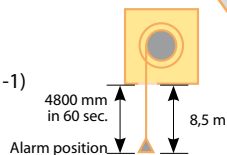


Stöbich Supercoil system offers an optical more significant design e.g. by the self levelling bottom bar. Supercoil offers various closing directions and adjusts to your protection concept.



Reaction time and drop length

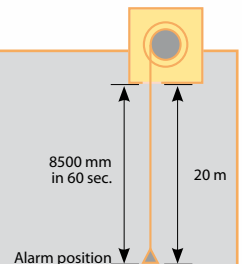
Which drop length has to be achieved within 60 seconds? (standard is 4800 mm/60 sec. according to EN12101-1)



Do you require an extreme drop length? (standard is 8,5 metres)

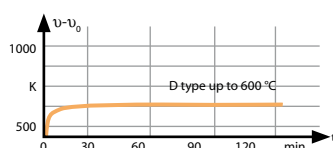
Stöbich Supercoil system offers closing velocities to achieve a drop length of 8500 mm within 60 seconds.

Stöbich Supercoil system offers drop lengths of up to 20 metres.

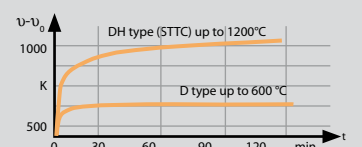


Temperature classification

Is your protection concept demanding for a higher temperature classification?



Stöbich Supercoil system can be supplied in different temperature classifications.

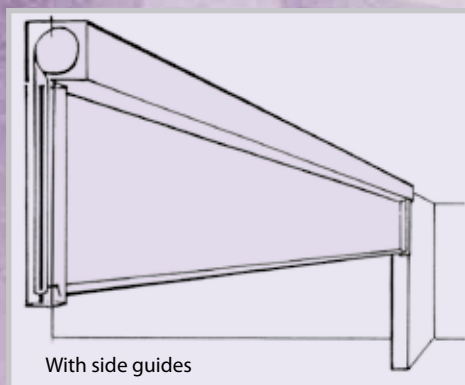
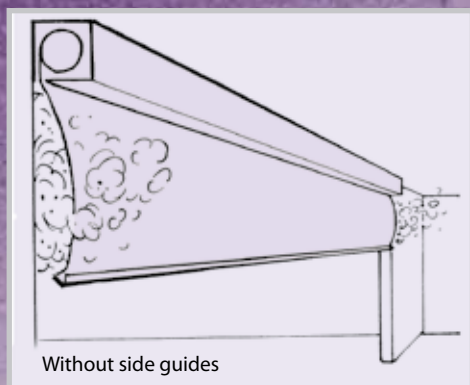


Supercoil

CE-label No. 0761 - CPD 0060

Characteristics of the complete smoke barrier during a fire are corresponding to the approval no. Z-PA-III 4.935

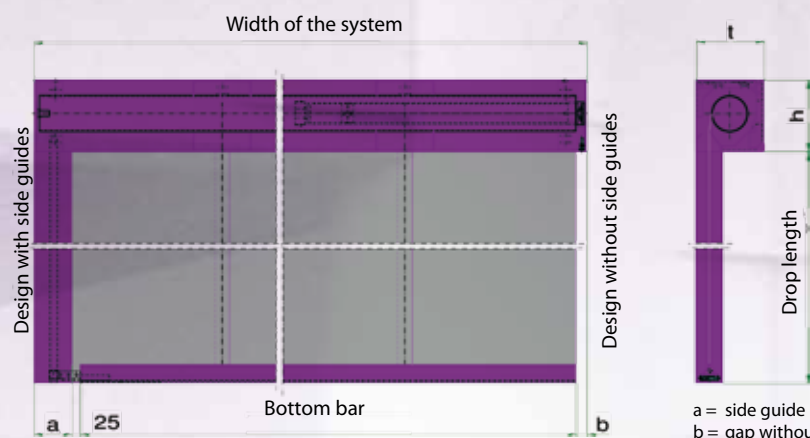
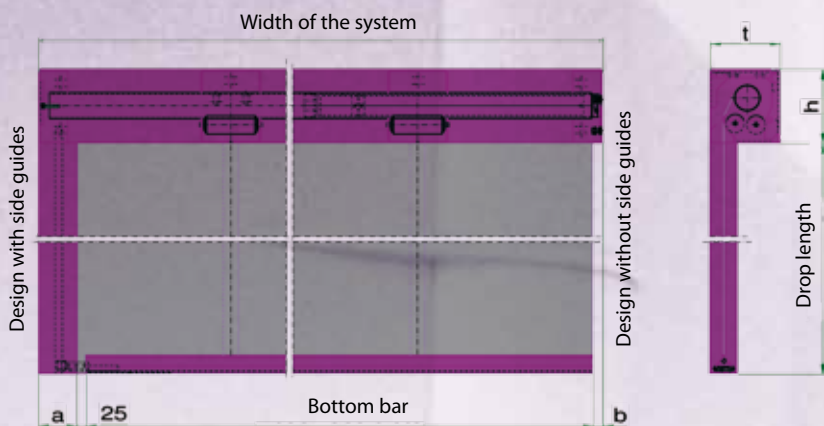
The traditional automatic smoke barrier to match highest demands and large dimensions



System Description

- made of one piece up to 50 metres in width and 9,5 metres drop
- for highest time classifications in case of fire load D = up to 600°C and DH (STTC)
- no openings remaining within the casing area
- only one drive unit is necessary, therefore reduced complexity for the installation
- using side guides achieves 0% leakage in reference to the whole smoke barrier
- highest variability concerning engineering and design
- standard drive system „Gravigen“, closing without auxiliary power, no fire resistant cables are necessary
- for smoke barriers closing down to the floor level an escape door can be equipped as an option
- the system has a weight between 20 and 30kg/m system width
- also suitable (and approved) as smoke curtain that is flush with the floor

Dimensions




Width of the system	Drop length	d (mm)	h (mm)
< 50 m	≤ 3,5 m	190	200
< 50 m	> 3,5 m - ≤ 6 m	190	250
< 50 m	> 6 m - ≤ 9 m	235	290
*	> 9 m - ≤ 12 m	255	320

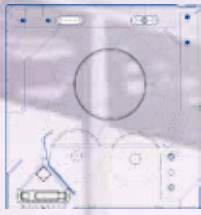
* Dimensions of the area which has to be sealed shall not be larger than 475 m².



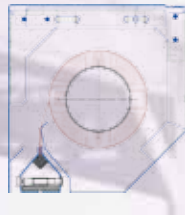
Range of casings



Standard - fixed bearing



Standard - floating bearing

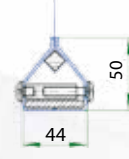


Range of special constructions

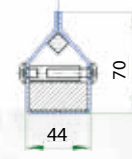


Bottom bars

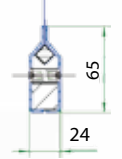
Standard for small widths



4,6 type

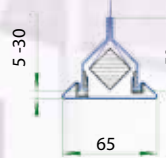


Heavy type 9,6



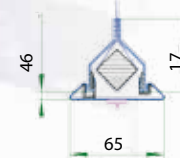
Narrow type 5,61

Standard for large widths



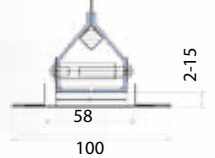
3,84 F type

Self levelling bottom bar without safety edge



3,84 FK type

Self levelling, as an option with safety edge

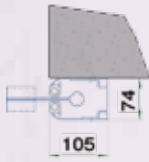


Self levelling bottom bar without safety edge, underneath the ceiling

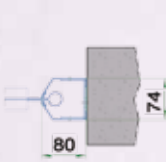
Range of side guides

Selection of the side guide type - depending on the drop length and size:

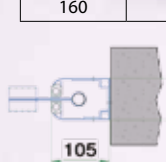
Type	Drop length	Size
80	≤ 3,5 m	≤ 18 m ²
105	≤ 6 m	≤ 60 m ²
160	≤ 9 m	≤ 120 m ²



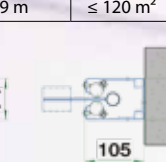
Side guide
105 R type



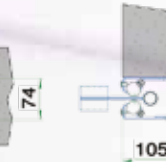
80 S type



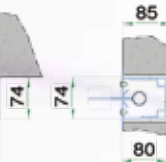
105 R type



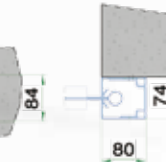
105 E type



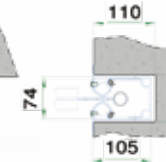
105 E type



80 N type



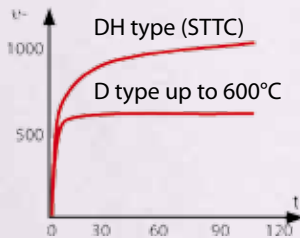
80 E type



105 N type

CE-classification

Patented tubular motor with Gravity Fail Safe technology



Labelling EN 12101-1

Automatic smoke barrier

Temperature classification

Closing speed (depends on the drive)

Gap - casing (a-f)

Gap - edges (g) embrasure

Gap - joint (h)

Max. permeability of the smoke barrier fabric (max. 25 m³/m²/h)

Test temperature

Free area - casing

Free area - edges

Free area - joints

CE-Certificate of Conformity according to DIN EN 12101-1

Approval for fire behaviour of the fabric/ of the complete smoke barrier

D = Drop length of the smoke barrier

Stöbich

Supercoil system

ASB 1 / ASB 3 type closing without electric power

D60 (600°C/60 min.) DH120 (1.100°C/120 min.)

from 0,15 m/sec. to 0,30 m/sec. e.g. drop length 9 m = within 60 s in the closed position

0 mm

g = 0 mm with side guide
g = 15 mm + 30 mm for fixed bearing without side guide
g = 30 mm + 30 mm for floating bearing without side guide

0 mm (standard ceiling installation)

< 1 m³/m²/h

At ambient temperature and at 200°C

= Length of the casing x gap casing = L x 0 = 0 mm²

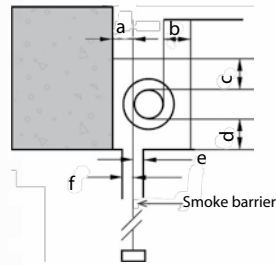
= D x gap edges

= D x gap - joint x number of joints

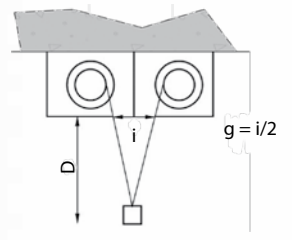
0761 - CPD - 0060

Z - 56.429 - 916 / Z - PA - 56.412 - 935

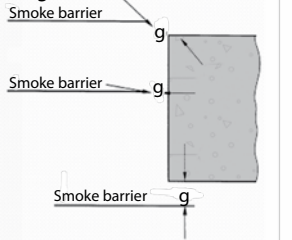
Joint



Casing



Edges

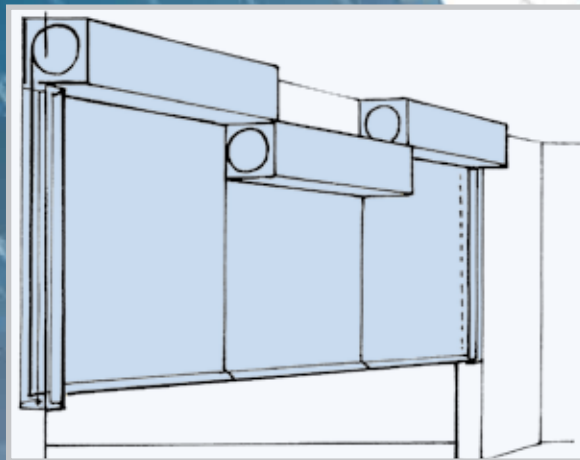
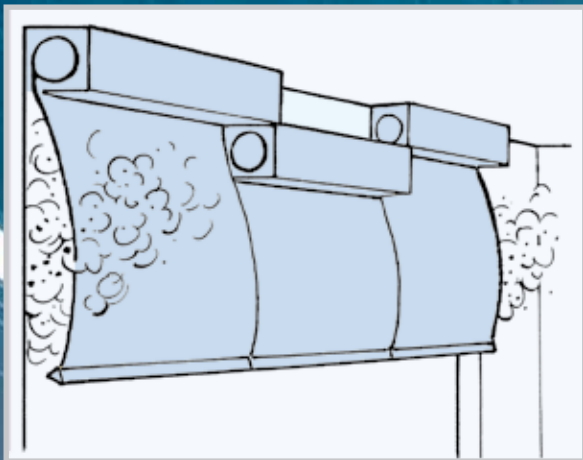


Moducoil

CE-label- No. 0761 - CPD - 0076

Characteristics of the complete smoke barrier during a fire are corresponding to the approval no. Z-56 412-03

The standard smoke barrier in a modular design

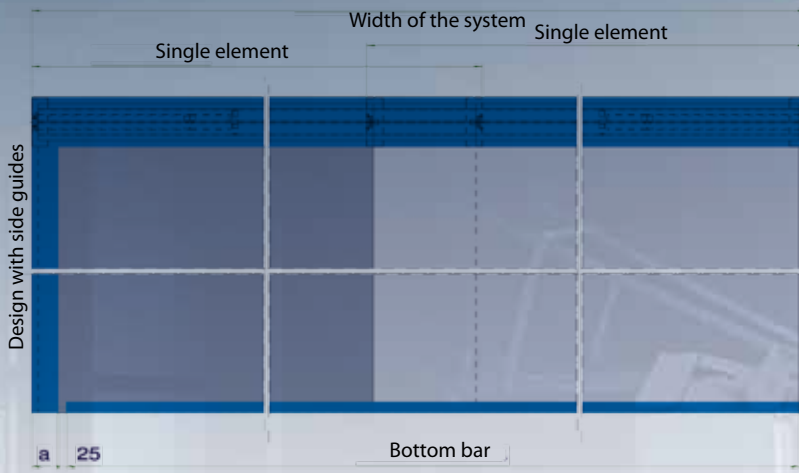


System Description

- pre-manufactured single elements will be assembled to create one complete unit up to any width standard drop length of up to 8,65 m
- designed for the time classification and temperature load $D = 600^{\circ}\text{C}$
- standard drive system "Gravigen", closing without auxiliary power, therefore no fire resistant cables are necessary

- robust drive unit, applicable for a high number of cycles (up to 10.000 cycles), with approval hold open unit
- modular installation of the casings side by side or on top of each other
- connected bottom bar across all elements
- can be combined with a self levelling bottom bar
- alternatively with side guides
- also suitable (and approved) as smoke curtain that is flush with the floor

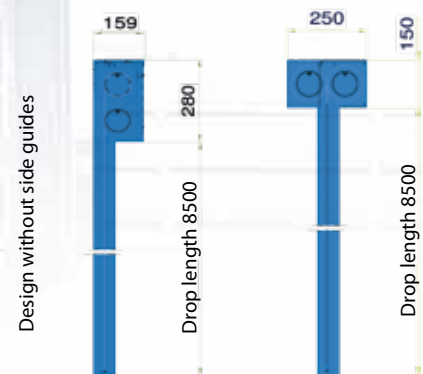
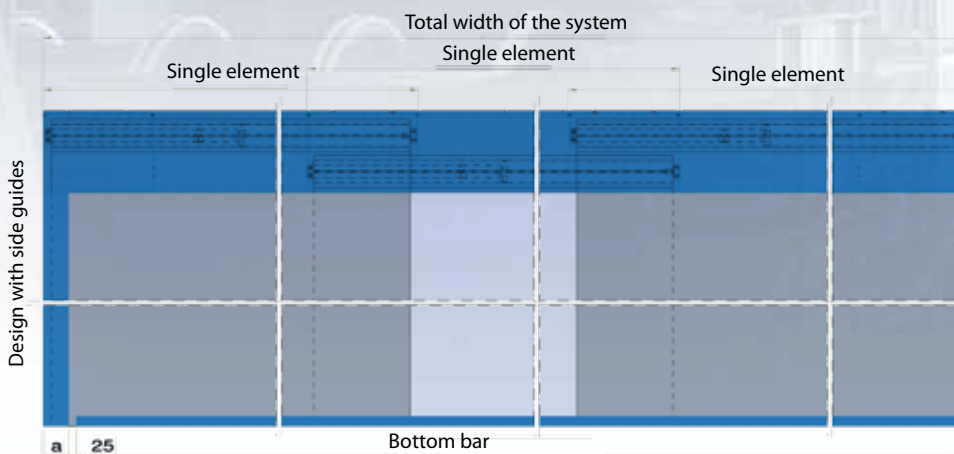
Dimensions



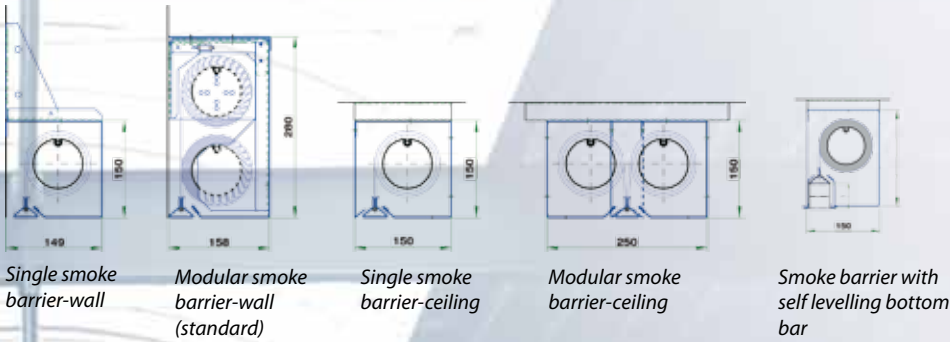
Drop length Single element up to 6 m in width

Drop length	t_1 (mm)	h_1 (mm)	t_2 (mm)	h_1 (mm)
$\leq 4,5$ m	250	150	150	150
$>4,5$ m - $\leq 8,5$ m	320	180	180	180

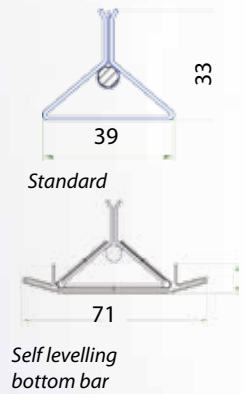
a = side guide
b = gap without side guide



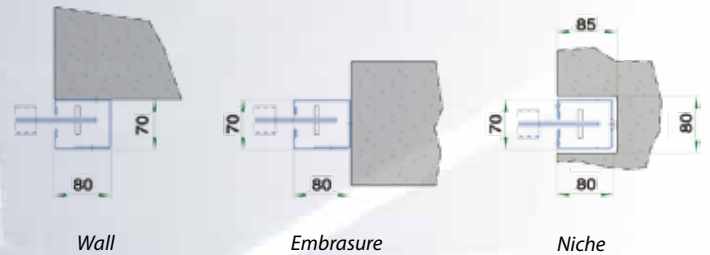
Range of casings



Bottom bar

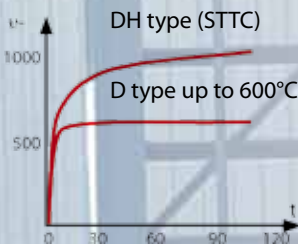


Range of side guides



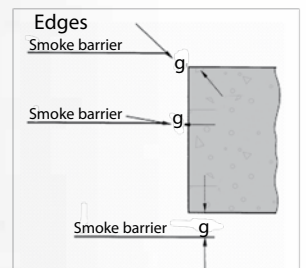
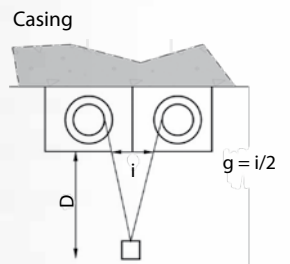
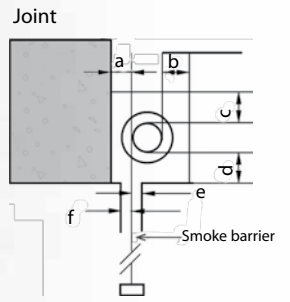
CE-classification

Patented tubular motor with Gravity Fail Safe technology



Labelling EN 12101-1	Stöbich Moducoil system
Automatic smoke barrier	ASB 1 / ASB 3 type Closing without electric power
Temperature classification	D120 (600°C/120 min.) DH90 (1.100°C/90 min.)
Closing speed (depends on the drive)	approx 0,15 m/sec e.g. drop length 9 m = 60 s in the closed position
Gap - casing (a-f)	0 mm
Gap - edges (g) embrasure	g = 0 mm with side guide g = 20 mm + 20 mm without side guides
Gap - joint (h)	17 mm (standard ceiling installation) 0 mm (standard wall installation)
Max. permeability of the smoke barrier fabric (max. 25 m³/m²/h)	< 1 m³/m²/h
Test temperature	At ambient temperature and at 200°C
Free area - casing	= Length of the casing x gap casing = L x 0 = 0 mm²
Free area - edges	= D x gap - edges
Free area - joints	= D x gap - joint x number of joints
CE-Certificate of Conformity according to DIN EN 12101-1	0761 - CPD - 0076
Approval for fire behaviour of the fabric/of the complete smoke barrier	Z - 56.429 - 916 / Z - 56.412 - 936


D = Drop length of the smoke barrier



Stripecoil

CE-label - No. 0761 - CPD - 0077
Characteristics of the complete smoke barrier during a fire are corresponding to the approval no. Z-PA - 56.412 - 937

Automatic smoke barrier Stripecoil



System Description


- creation of smoke compartments in alleyways respectively in escape routes with a passage of persons
- double-coil system with unlimited width
- drop length up to 3,5 m
- designed for the time classification and temperature load D = 600°C and DH up to 30 minutes
- passage of up to 300 persons per minute at a width of 3 m is possible
- standard drive system "Gravigen", closing without auxiliary power, no fire resistant cables are necessary
- translucent fabric to optimize the visibility in the area of the passage
- little demand for space for the casing, therefore no limitations in the height of the passage
- soft, elastic and interrupted bottom bar to avoid any injuries
- protected bottom bar against damages and vandalism

Limitations to the system

Drop length	Width of the system
≥ 1 m	≥ 2,5 m
≥ 2 m	≥ 2,2 m
> 3 m	≥ 2,0 m

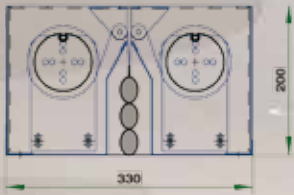
Pls. consult the manufacturer for smaller systems

Dimensions

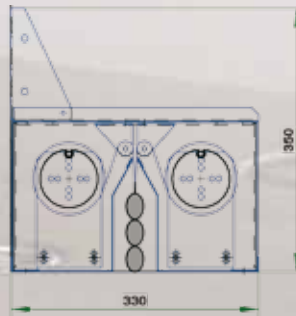


STOBIG
FIRE PROTECTION

Range of casings



Installation to the ceiling



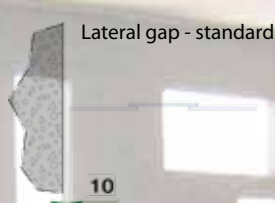
Installation to the wall

Bottom bar




Elastic bottom bar with a tear proof fabric

Lateral gaps



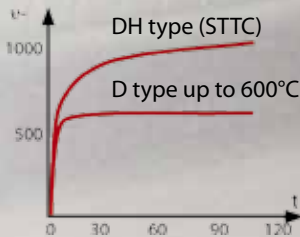
Lateral gap - standard



Lateral false gap

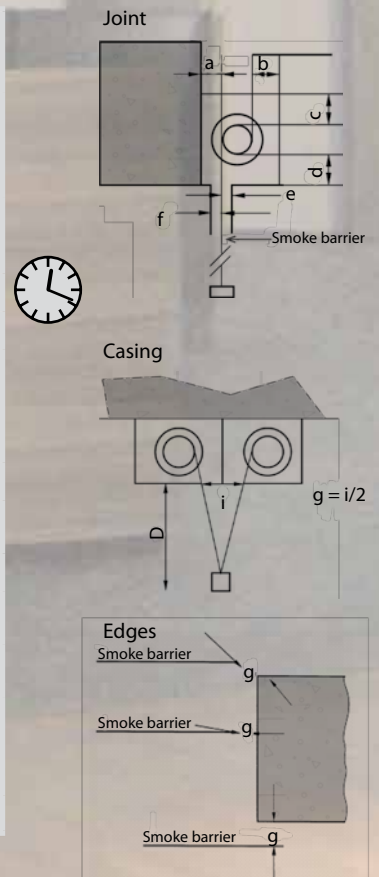
CE-classification

Patented tubular motor with Gravity Fail Safe technology



Labelling EN 12101-1	Stöbich Stripecoil system
Automatic smoke barrier	ASB 1 / ASB 3 type closing without electric power
Temperature classification	D60 (600°C/60 min.) DH30 (1.100°C/30 min.)
Closing speed (depends on the drive)	approx 0,15 m/sec - e.g. drop length 3,5 m = within 24 s in the closed position
Gap - casing (a-f)	0 mm
Gap - edges (g) embrasure	$g = 10 \text{ mm} + 10 \text{ mm}$
Gap - joint (h)	10 mm
Max. permeability of the smoke barrier fabric (max. 25 m ³ /m ² /h)	< 1 m ³ /m ² /h
Test temperature	At ambient temperature and at 200°C
Free area - casing	= Length of the casing x gap casing = $L \times 0 = 0 \text{ mm}^2$
Free area - edges	= $D \times \text{gap - edges}$
Free area - joints	= $D \times \text{gap - joint} \times \text{number of joints}$
CE-Certificate of Conformity according to DIN EN 12101-1	0761 - CPD - 0077
Approval for fire behaviour of the fabric/of the complete smoke barrier	Z - 56.429 - 916 / Z - 56412 - 937

D = Drop length of the smoke barrier



Smokeshield-S

Automatic smoke barrier Smokeshield-S

System Description

- rectangular or polygon shaped base area of the smoke barrier
- outer dimensions up to 16 metres and drop lengths of up to 6 metres
- designed for a high time classification and temperature load $D = 600^{\circ}\text{C}$ and DH (STTC)
- no openings remaining - neither in the upper area nor at the corners
- pillars are not necessary, nevertheless complete tightness even in case of high pressure
- small height of the casing - approx. 150 mm at a drop length < 3m
- standard drive system „Gravigen“, that is closing without auxiliary power, no fire resistant cables are necessary
- redundant drive system as crash protection
- also suitable (and approved) as smoke curtain that is flush with the floor



Circumference of the system	Drop length	t (mm)	h (mm)
< 50 m	≤ 3,0 m	490	125
< 50 m	> 3,0 m - < 6 m	490	225

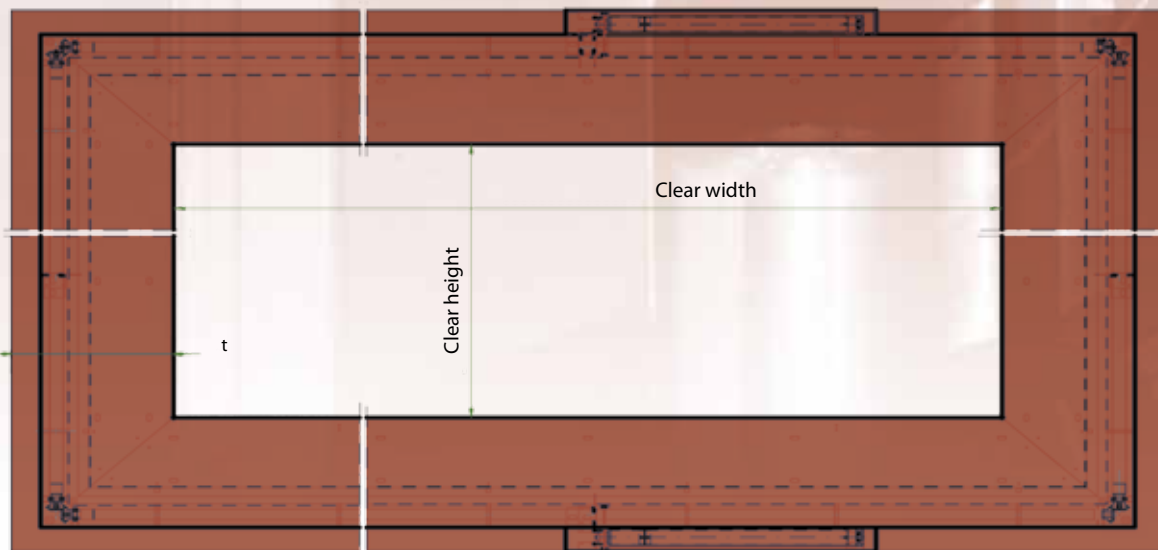
Dimensions

At least 2 drive units and one additional drive unit for each 10 metres over a 20 metres circumference

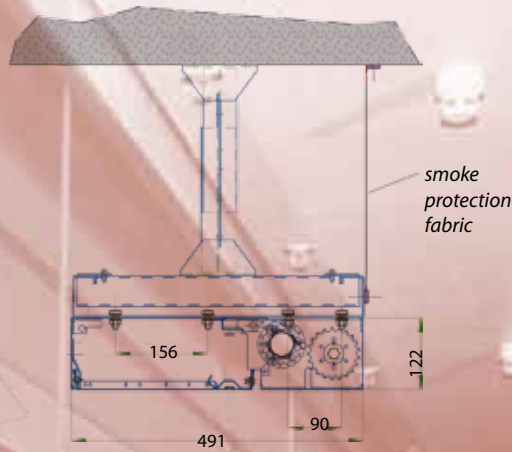
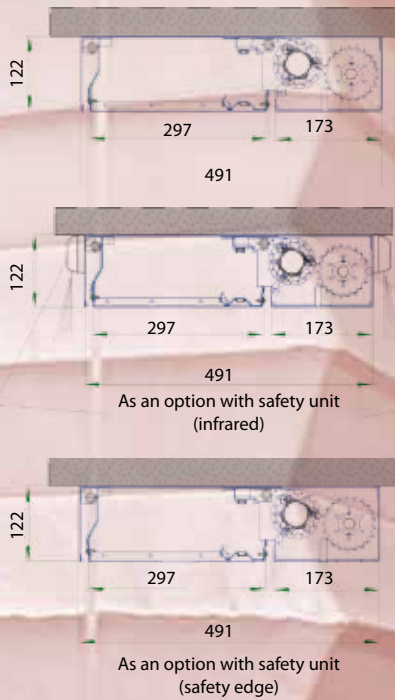


Drop length

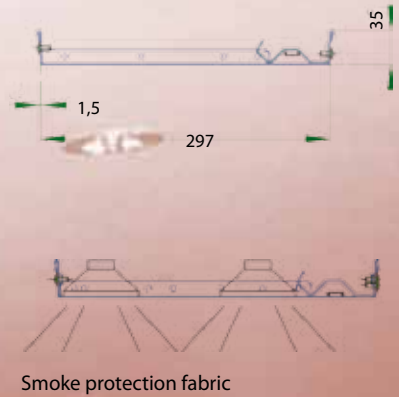
Range of different runs of the smoke barrier



Range of casings




Bottom bar



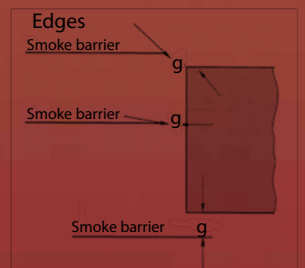
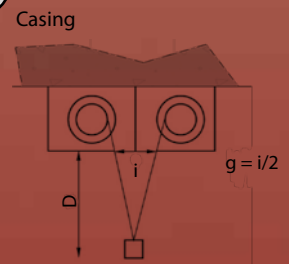
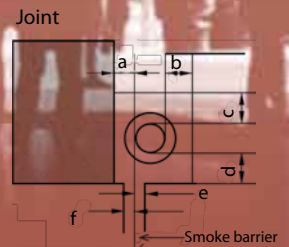
CE-classification

Patented tubular motor with Gravity Fail Safe technology



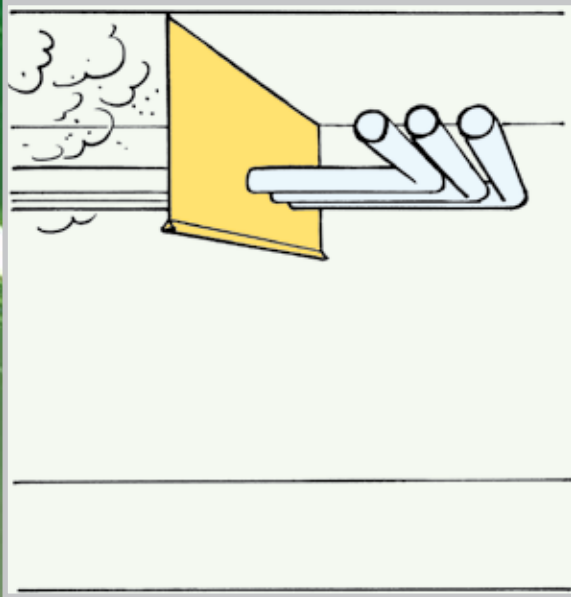
Labelling EN 12101-1	Stöbich Smokeshield-S system
Automatic smoke barrier	ASB 1 / ASB 3 type Closing without electric power
Temperature classification	D60 (600°C/60 min.) DH120 (1100°C/120 min.)
Closing speed (depends on the drive)	from 0,15 m/sec. up to approx 0,30 m/sec. e.g. drop length 9 m = 60s in the closed position
Gap - casing (a-f)	0 mm
Gap - edges (g) embrasure	0 mm
Gap - joint (h)	0 mm
Max. permeability of the smoke barrier fabric (max. 25 m ³ /m ² /h)	< 1 m ³ /m ² /h
Test temperature	At ambient temperature and at 200°C
Free area - casing	= Length of the casing x gap casing = L x 0 = 0 mm ²
Free area - edges	= D x gap - edges
Free area - joint	= D x gap - joint x number of joints
CE-Certificate of Conformity according to DIN EN 12101-1	Applied for
Approval for fire behaviour of the fabric/of the complete smoke barrier	D60 Z - 56.429 - 916 (fabric), DH 120 IBS 08062415 (test report for the complete system)

D = Drop length of the smoke barrier



Moducoil/Supercoil-fix

Fixed smoke barriers



CE-label No. 0761 - CPD - 0076 / -0060

Characteristics of the complete smoke barrier during a fire are corresponding to the approval no Z - 56.412 - 936/935

System Description

- The fixed smoke barrier is a cost saving provided that an automatic smoke barrier is not necessary
- large dimensions are possible, unlimited widths
- height depend on the wind pressure which may occur
- pending fixing on fixing at the lateral and lower area
- designed for the time classification and temperature load D = 600°C and DH (STTC)
- extremely small static load to the building structure, weight of the fabric between 0,4 and 0,7 kg/m²
- very easy sealing of systems which pass through the fixed barrier, e.g. pipes, ventilation lines, ducts, cable trays
- also suitable (and approved) as smoke curtain that is flush with the floor

Dimensions

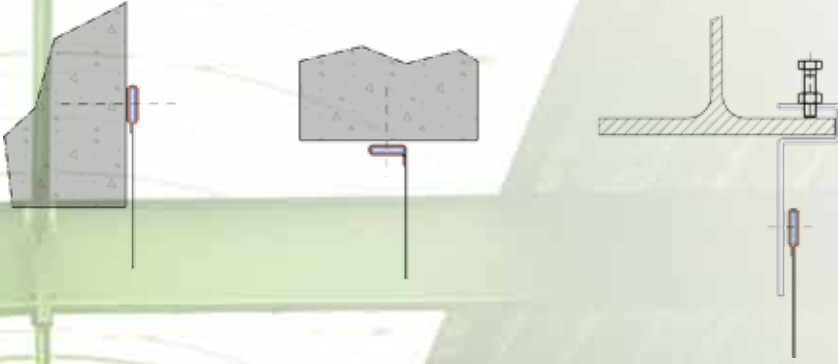
Width of the fixed smoke barrier



Height of the fixed smoke barrier



Range of fixings



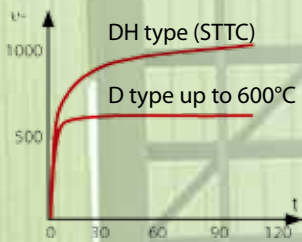
Bottom bar



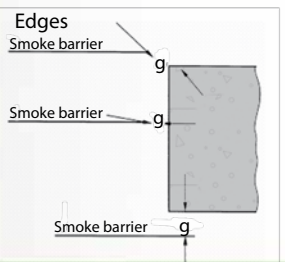
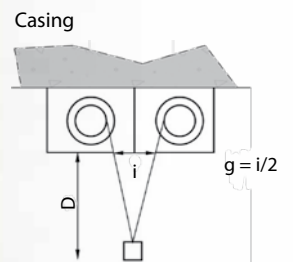
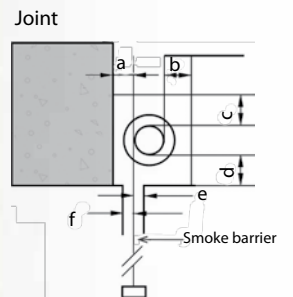
Range of lateral fixings



CE-classification

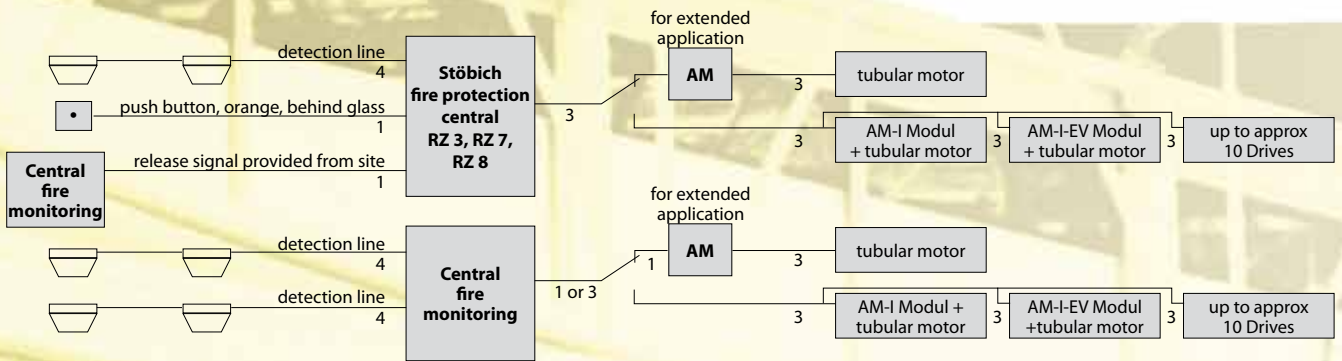


Labelling EN 12101-1	Stöbich Moducoil/Supercoil fix system	
Fixed smoke barrier	elastic material	
Temperature classification	D60 (600°C/60 min.)	DH120 (1.100°C/120 min.)
Gap - edges (g) embrasure	0 mm	
Gap - joint (h)	0 mm	
Max. permeability of the smoke barrier fabric (max. 25 m ³ /m ² /h)	< 1 m ³ /m ² /h	
Test temperature	At ambient temperature and at 200°C	
Free area - edges	= D x gap - edges	
Free area - joint	= D x gap - joint x number of joints	
EC conformity certificate	0761 - CPD - 0076/ -0066	
General approval from the Building Authority for the fabric	Z - 56.429 - 916 / Z - 56.412 - 936 / Z - 56.412 - 935	
D = Drop length of the smoke barrier		

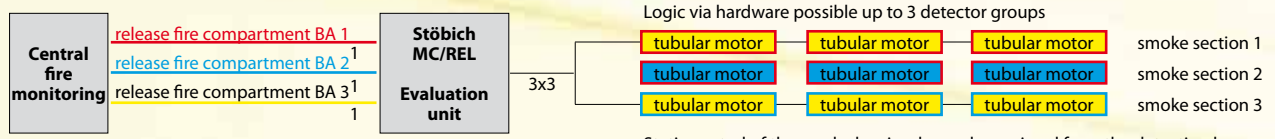


Control units

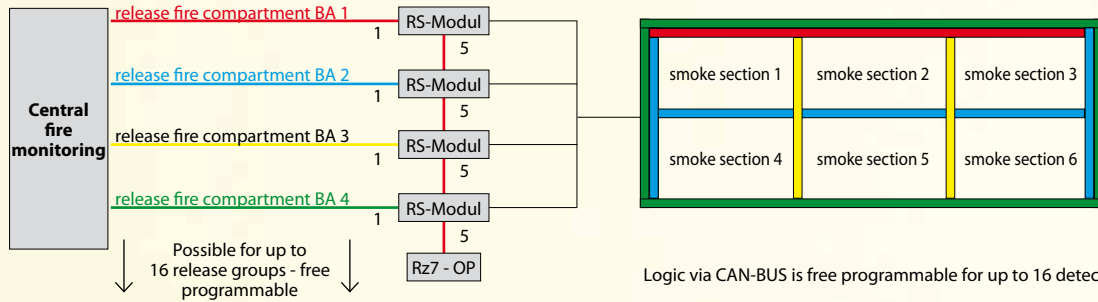
Static control of the smoke barriers by release of the detection loop



Static control of the smoke barriers by release of the detection loop

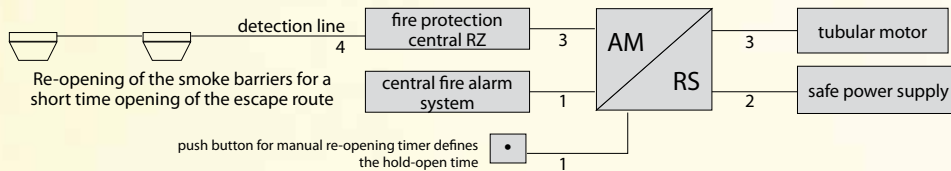
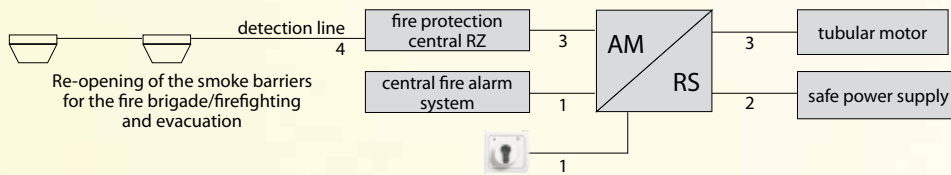
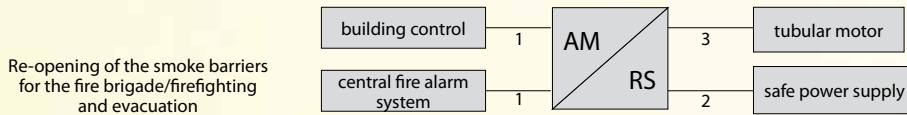


Static control of the smoke barriers by a release signal from the detection loop



Logic via CAN-BUS is free programmable for up to 16 detector groups

Controlled, motor-driven re-opening despite of fire alarm



caption:
 1 = Ölflex 3G0,75mm²
 2 = NHXH-J E90 3x1,5mm² RE
 3 = Ölflex 9G1,5mm²
 4 = fire alarm cable J-Y(St)Y-BMK-2x2x0,8mm²
 5 = BUS cable J-Y(St)Y-2x2x0,8mm²

Tubular motor Gravigen Stöbich

Standard				Optional for external trigger units			
Connection cable	Limits switch	Gravigen	Hold open unit 24 VDC	Drive motor	Powerpack	Power supply	Trigger unit AM
functional integrity is not necessary	adjustable stop at end pos.	wear less and patented control of the closing velocity	quality surveillance by the VdS	range of power from 12 Nm up to 120 Nm	complete functional integration in case of power failure, hold open time up to 10 min.	power-saving mains adaptor 230/24V/12VA	control of the hold open unit

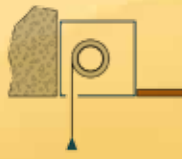
Installation situations



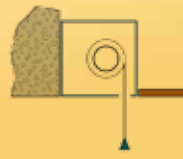
Installation of the casing to the wall, from behind



Installation of the casing to the wall, from the front



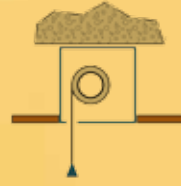
Installation of the casing to the wall, lower part of the casing is flush on one side with the casing, from below



Installation of the casing to the wall, lower part of the casing is flush on one side with the casing, from below



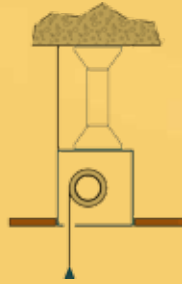
Installation of the casing directly to the ceiling, from behind/from below



Installation of the casing directly to the ceiling, lower part of the ceiling is flush on both sides with the casing, from below



Installation of the casing by suspensions to the ceiling, from behind/from below

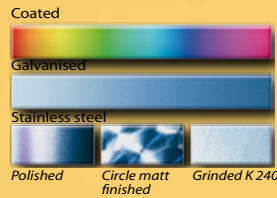


Installation of the casing by suspensions to the ceiling, from behind/from below

Design for the steel components



The Stöbich Supercoil system offers various options in reference to colours, surfaces and individual shapes.



Fabric - reaction to fire

Germany:

A2 classification approval no:
Z-56.429-916

For Fabrics: Protex 600.1 A2
Protex 1100.1 A2
Modutex 600 A2
Ecotex 1100 A2

B1 classification approval no:
PZ-05366-3

For Fabrics: Protex 600 P
Protex 1100 P
Modutex 600 P
Ecotex 1100 P

Europe:

Test standard:

DIN EN ISO 13823 + 14716

Classification norm: EN 13501-1

Test report:

no. KB - 07112 A2 - s1, d0

For fabrics: Protex 600.1 A2
Protex 600 2S A2
Protex 1100.1 A2
Modutex 600 A2
Ecotex 1100 A2
Ecotex 1100 SA2

Selection of fabrics for smoke barriers

Temperature classification „D“ = 600 °C

Temperature classification „DH“ = STTC

PROTEX 600 A2

PROTEX 1100 A2

Mechanical design for Supercoil



Temperature classification „DH“ = STTC

Temperature classification „D“ = 600 °C

PROTEX 1100 A2

PROTEX 600 A2



Awards for innovations

“Invisible fire protection!”




„Bauen im Bestand“
from the Federal
Ministry



MDR 1 award for
the TV series
„simply ingenious“



Certificate mips
April 2005, Moskau



The Niedersachsen
Foreign Trade
Award 2010



German Award of Innovation

Headquarters

Stöbich Brandschutz GmbH
Pracherstieg 6
38644 Goslar, Germany
Phone +49-(0) 53 21-57 08-0
Fax +49-(0) 53 21-57 08-991

Branch South

Stöbich Brandschutz GmbH
Gewerbehof 8
73441 Bopfingen, Germany
Phone +49-(0) 73 62-96 14-0
Fax +49-(0) 73 62-96 14-50

Branch East

Stöbich Brandschutz GmbH
Geltestraße 12
06188 Landsberg OT Queis, Germany
Phone +49-(0) 3 46 02-55 2-0
Fax +49-(0) 3 46 02-55 2-50

Branch West

Stöbich Brandschutz GmbH
Max-Planck-Straße 13
59423 Unna, Germany
Phone +49-(0) 23 07-98 689-0
Fax +49-(0) 23 07-98 689-50

International sales partners respectively subsidiaries

- Australia
- Austria
- Belgium
- Bosnia and Herzegovina
- Bahrain
- Bulgaria
- Brazil
- Canada
- China
- Croatia
- Cyprus
- Czech
- Denmark
- Estonia
- Finland
- France
- Great Britain
- Greece
- Hong Kong
- Hungary
- Iceland
- Ireland
- Israel
- Italy
- Latvia
- Liechtenstein
- Lithuania
- Luxembourg
- Macedonia
- Mexico
- Netherlands
- New Zealand
- Norway
- Poland
- Portugal
- Qatar
- Romania
- Russia
- Serbia and Montenegro
- Saudi Arabia
- Singapore
- Slovakia
- Slovenia
- Spain
- Sweden
- Switzerland
- Turkey
- Ukraine
- USA
- United Arab Emirates